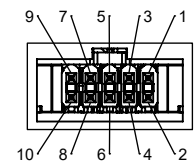
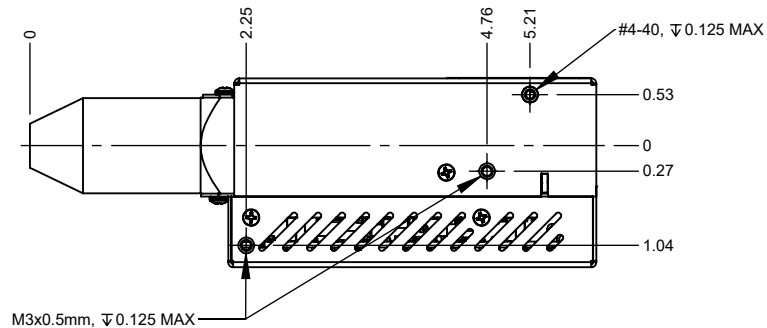
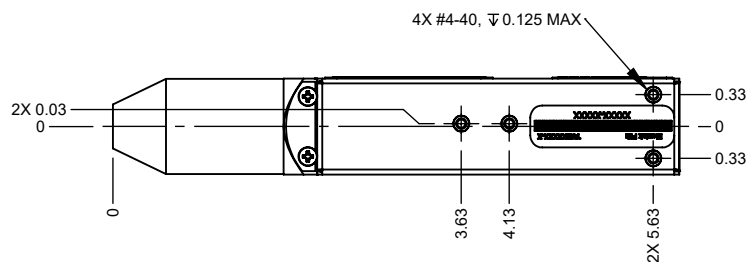


DETAIL A  
SCALE 1 : 1



PIN ASSIGNMENTS FOR  
10 PIN CONNECTOR:

1. INPUT POWER
2. INPUT POWER
3. GROUND
4. GROUND
5. CURRENT CONTROL
6. HV VONTROL
7. FIL READY
8. HV ENABLE
9. HV MONITOR
10. CURRENT MONITOR



NOTES:

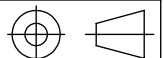
1. SECONDARY DIMENSIONS ARE IN mm.
2. DIMENSIONS SHOWN FOR REFERENCE ONLY.
3. DIMENSIONS ROUNDED TO 2 DECIMAL PLACES, UNLESS OTHERWISE NOTED.



THIS DOCUMENT CONTAINS PROPRIETARY  
INFORMATION, AND MAY NOT BE DUPLICATED  
BY, OR DISCLOSED TO ANYONE OUTSIDE OF  
THE PURPOSE FOR WHICH IT WAS INITIALLY  
TRANSMITTED, BY ANY MEANS, ELECTRONIC  
OR MECHANICAL, IN FULL OR IN PART,  
WITHOUT THE EXPRESS WRITTEN PERMISSION  
OF MOXTEK, INC.

INCH

SHEET 1 OF 1



FORMAT: SCALE:

A 1:2