



PBS Beamsplitters
(mounting optional)

Applications

- Head-Mounted Display (HMD)
- Head-Up Display (HUD)
- 2D & 3D Projection Display
- Interferometry
- Medical/Dental Imaging

Standard Product Options

Product Name	Description
PBS02A	Standard PBS-No AR
PBFF2A	Standard PBF on Flat Fused Silica Substrate, No AR
FBF04C	High Contrast PBS on Flat Borofloat Substrate, With AR

See OPT-DATA-1011 for size and mounting options

ProFlux® beamsplitter Nanowire® Technology is optimized to operate at 45°, providing durable polarizing beamsplitters. These beamsplitters can be used for a variety of both imaging and non-imaging applications for display products and scientific instruments. The ProFlux polarizing beamsplitter's wide angular aperture, excellent performance and exceptional reliability offer an excellent design choice.

Made with highly durable materials, ProFlux provides pure polarization that gives a high contrast and bright image for the life of the projector. The ProFlux polarization mechanism aligns ideally with the LC display and has excellent polarization uniformity even over large apertures, providing bright, high contrast, long-lasting displays.

Features	Benefits
Nanowire® Technology	Brightness and contrast uniformity
	Excellent for optical designs with $f/\# < f/2.0$
	Wavelength and AOI independent
	$\pm 20^\circ$ AOI without depolarization
Inorganic	Broadband
	High heat resistance

General Specifications

	PBS02A	PBFF2A	FBF04C
<i>Wavelength Range:</i>	420-700nm	420-700nm	420-700nm
<i>Substrate Type:</i>	Display Glass	Fused Silica	Borofloat®
<i>Substrate Flatness:</i>	N/A	2µm PV over 90mm diameter	12.35µm PV over 90mm diameter
<i>Thickness:</i>	0.7 ± 0.07mm	1.6 ± 0.1mm	1.6 ± 0.1mm
<i>Index of Refraction:</i>	435.8nm: 1.598 643.8nm: 1.5078	532nm: 1.461	588nm: 1.472
<i>Thermal Expansion:</i>	37.6 x 10 ⁻⁷ /°C (0-300°C)	6.5 x 10 ⁻⁷ /°C (15-200°C)	3.25 x 10 ⁻⁶ /°C (20-300°C)
<i>AOI (Angle of Incidence):</i>	45° ± 15°	45° ± 15°	45° ± 15°
<i>AR Coating:</i>	Optional	Visible	Optional
<i>Maximum Temperature:</i>	200°C > 5000 hrs	200°C > 5000 hrs	200°C > 5000 hrs
<i>Transmission Axis (TA):</i>	Referenced to long side of part	Referenced to long side of part	Referenced to long side of part
<i>TA Tolerance:</i>	± 1°	± 1°	± 1°
<i>Dimensional Tolerance:</i>	± 0.2mm	± 0.4mm	± 0.4mm
<i>Edge Exclusion:</i>	2mm	2mm	2mm
<i>RoHS:</i>	Compliant	N/A	N/A

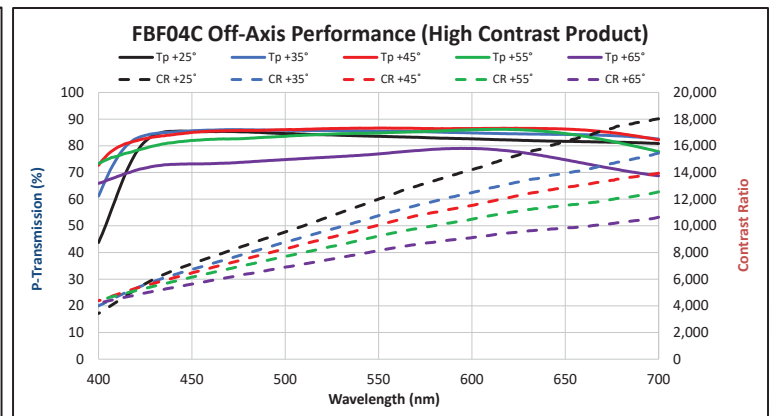
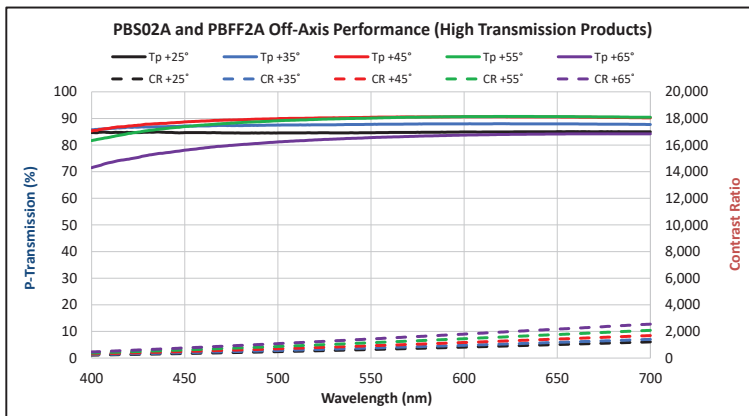
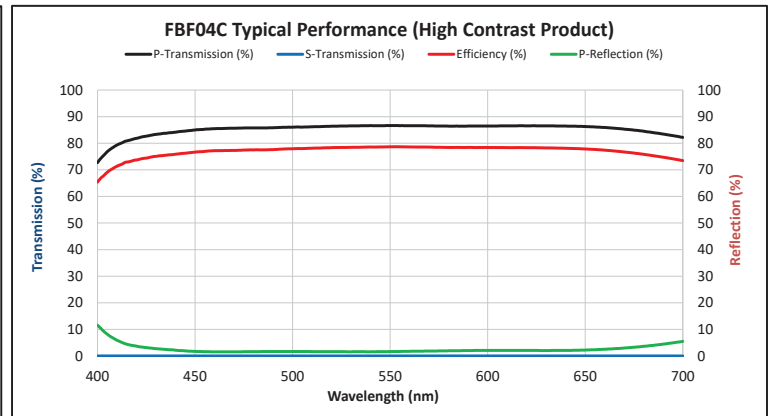
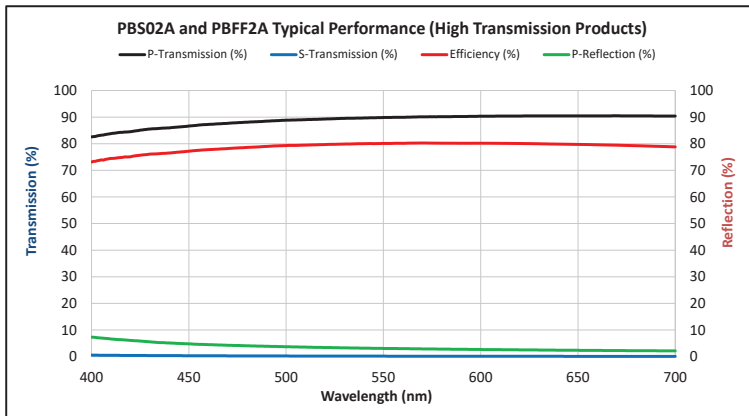
Performance Specifications at 45°

Product	450nm				550nm				650nm			
	Tp% (min)	Ts% (max)	Eff % (min)	Rp% (max)	Tp% (min)	Ts% (max)	Eff% (min)	Rp% (max)	Tp% (min)	Ts% (max)	Eff% (min)	Rp% (max)
*PBS02A (No AR, High Transmission)	82.5	0.39	74	-	86.8	0.22	75	-	86.8	0.15	75	-
PBFF2A (No AR, High Transmission)	83	0.25	75.5	3	85.5	0.15	76.7	2	85.5	0.1	77	3
FBF04C (No AR, High Contrast)	83	0.05	75.5	3	85.5	0.05	76.7	3	88.5	0.05	77	3

Tp- Transmitted "p" polarization, Ts- Transmitted "s" polarization, Rs- Reflected "s" polarization, Rp- Reflection "p" polarization, Eff= Tp * Rs / 100

*AR coating available on request (PBS02C)

Typical Optical Performance (Tested at 45°)



Usage Recommendations

To obtain the best transmission and contrast, the beamsplitter should be used to transmit the p-polarization, using the standard definition of p-polarization and s-polarization. It is possible to use the beam splitter in the orthogonal orientation (transmission of the s-polarization), but with reduced efficiency and contrast. In a projection system it is recommended that the wire-grid surface be positioned to face the imager and projection lens to ensure the reflection is from the front surface of the beamsplitter.

For warranty and ordering information, please visit www.moxtek.com.



452 West 1260 North / Orem, UT 84057
 Phone 801.225.0930 / Fax 801.221.1121
www.moxtek.com
info@moxtek.com